



# Ditec TOP

Actuator for garage doors

EN


# ALWAYS ON TOP



## TOP performance

Ditec TOP is the new, faster, quieter and more powerful belt drive unit, all in an elegant, modern design.

The TOP range includes a powerful 600 N and a 1000 N motor which allow doors of up to 210 kg and over 17 m<sup>2</sup> surface area to be controlled at speeds up to 17% higher than previous products.



## TOP safety

Ditec TOP is amongst the safest products in its category and meets the highest safety standards.

In addition to complying with current European Regulations (CE mark) regarding electrical safety and electromagnetic compatibility, it also bears the GS quality mark (Geprüfte Sicherheit - "Tested Safety"). This is certified by TÜV, an independent international certification body specialised in technology safety and quality evaluation.



## TOP installation

Ditec TOP is easy and quick to install: the operating unit can be set at 90° with respect to the door's opening direction, the rails can be installed quickly, the belt-tensioning system is independent from the motor head, and the unit can be programmed using a display with guided menus or via remote control.

Thanks to the range of accessories, Ditec TOP is even easier to use in any context.



# Discover all the benefits you simply cannot do without

## Low consumption

The direct-current 24 V DC motor reduces electricity consumption and the stand-by function minimises energy wastage when the door is not in use (the courtesy light also switches off automatically).

## Silent operation

Ditec TOP is a latest-generation belt operating unit made with top-quality materials. The powerful 24 V DC 600 N or 1000 N motor, the soft start and stop, and the ball bearings installed on the transmission make it a perfect example of silent operation.

## Safety comes first

Ditec TOP incorporates a gear block which prevents unauthorised opening of the door from outside, and the Gol 4 remote control, which uses a rolling code, is impossible to clone.

In environments where children and animals are present, Ditec TOP is the ideal solution, thanks to its courtesy light, automatic obstacle recognition (with reverse motion), adjustable soft start and stop, option to install a safety edge, emergency release system from the inside or the outside (optional) and much more.

## Assisted installation

Installation is even simpler and quicker; where there are no particular set-up requirements, the self-learning function guarantees that Ditec TOP is ready to go in just a few steps. Even in more complicated scenarios, the guided menu is there to help you.

## Additional benefits

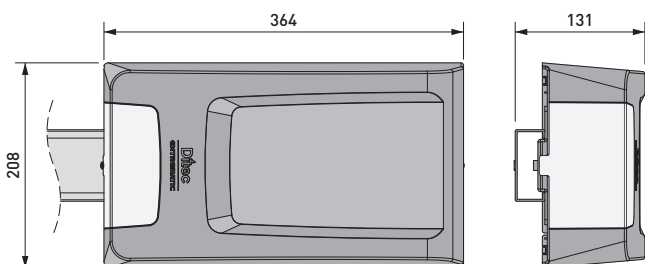
Ditec TOP is the most convenient choice, designed for professional installations and in full compliance with the current standards.



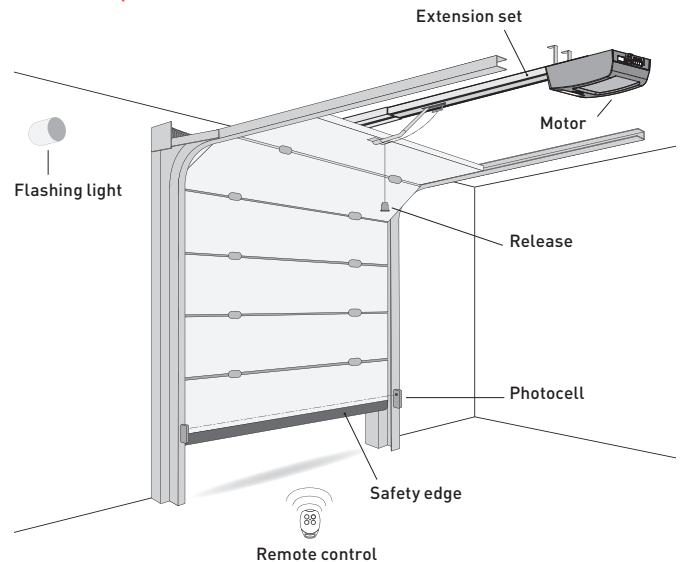
## Product range

	Max. door dimensions	Max. door weight
TOP603H	9.5 m <sup>2</sup>	116 kg
TOP903H	17.3 m <sup>2</sup>	210 kg

## Dimensions



## Example installation (includes optional accessories)



# The accessories that make all the difference


## Specific accessories

- **TOP905CAB1:** additional wiring for the management of the stop function
- **TOP905CAB2:** additional wiring for the photocell-operator connection
- **TOP905CAB3:** additional wiring for the management of the photocells
- **TOP905CAB4:** additional wiring for the management of the key-release feature
- **TOP905AC:** auxiliary card for turning the signal light on and off
- **TOPSB:** adapter for up and over doors with counterweights
- **ASB1:** kit for external cord-operated release system with lock (L = 900 mm)

### Gol 4

#### Remote Controls


Simply press a button on the remote control and the Ditec drive system springs into action. Thanks to this accessory, bad weather will never be a problem again.



### Lan 4

#### Digital Keypad Systems

With digital, anti-vandalism combination keypad and passcode up to 8 digits.



### Gol 4M

#### Keypad Transmitter

Four-channel encoded radio command – open by entering the code.



### Lamp

24 V DC and 230 V AC flashing light with flashing operation controlled by the control panel.



### Lan 7

#### Device with Proximity Control

Remote identification system featuring TRANSPONDER technology.



### SOF Safety Edge

Maximum safety during opening and closing for all entrance-control systems.



### Xel 5

#### Key Selector

With anti-break-in device. For wall or vertical mounting.



### Xel 2 and Lab 3 IR Photocells

For maximum automation safety. Can be wall or vertical mounted. Modulated infrared beam.



When building the system, only use Ditec accessories and safety devices. Every Ditec automation features CE marking and is designed and built in compliance with the safety requirements of the Machinery Directive (2006/42/EC), of the Electromagnetic Compatibility Directive (2004/108/EC) and of the Low Voltage Directive (2006/95/EC) and of other Directives, laws, specific standards for special products and situations.

The Company reserves the right to make changes which may improve the products.

For this reason, the technical details given are not binding.

Pictures were taken with the consent of those concerned or in public locations.

Further information can be found in the Technical Manuals available at the website: [www.ditecentrematic.com](http://www.ditecentrematic.com)

## ENTREMATIC



### Entrematic Italy S.p.A.

Via Mons. Banfi, 3 • 21042 Caronno P.lla (VA) • Italy

Tel +39 02 963911 • Fax: +39 02 9650314

[ditec@entrematic.com](mailto:ditec@entrematic.com)

[www.ditecentrematic.com](http://www.ditecentrematic.com) • [www.entrematic.com](http://www.entrematic.com)

Cod. N205B - 01/2015

Ditec TOP

gdp milano 158765

Ditec branches are in: France, Germany, Portugal, Spain, Sweden, Turkey, USA and Canada. For addresses and contacts visit our website [www.ditecentrematic.com](http://www.ditecentrematic.com)

